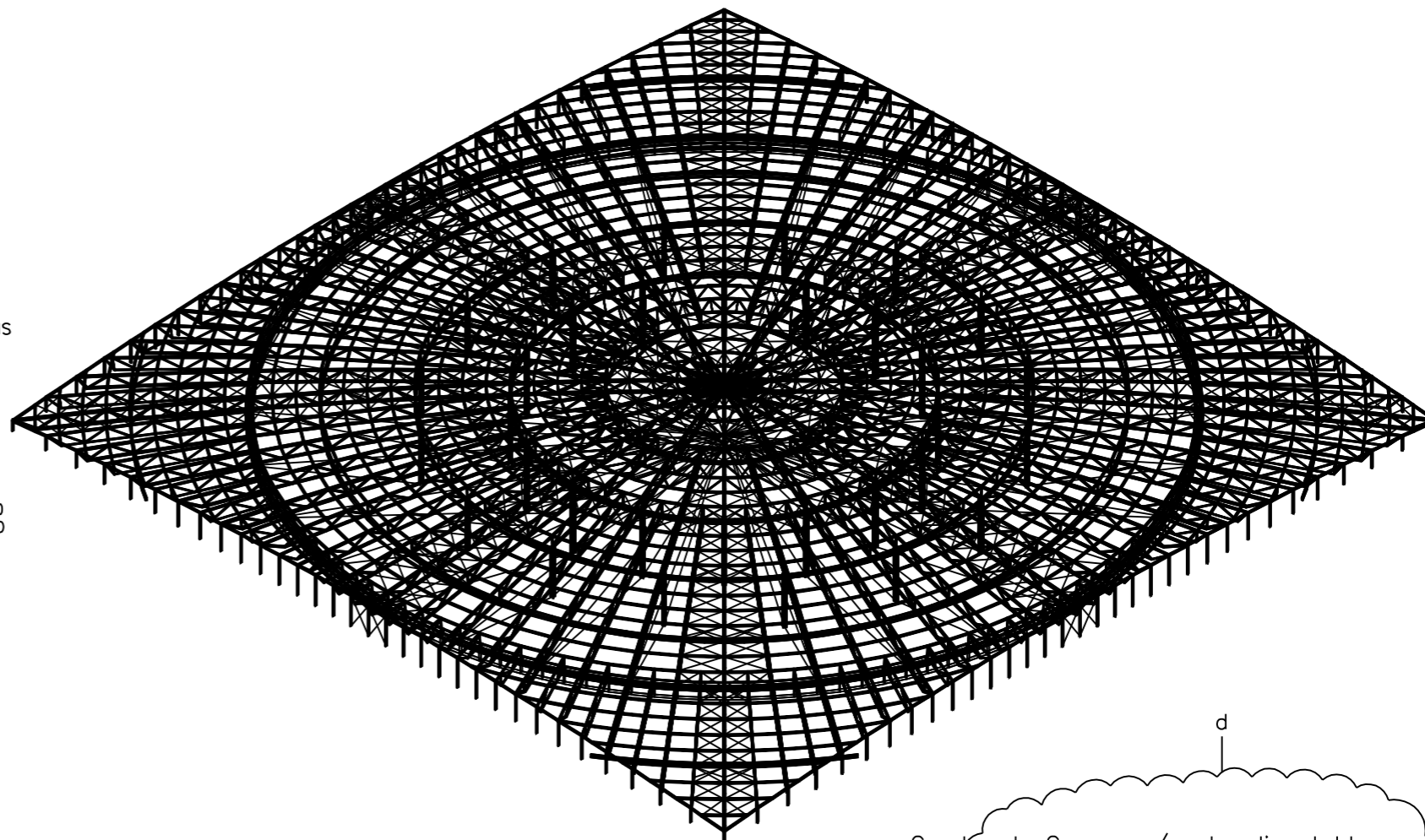
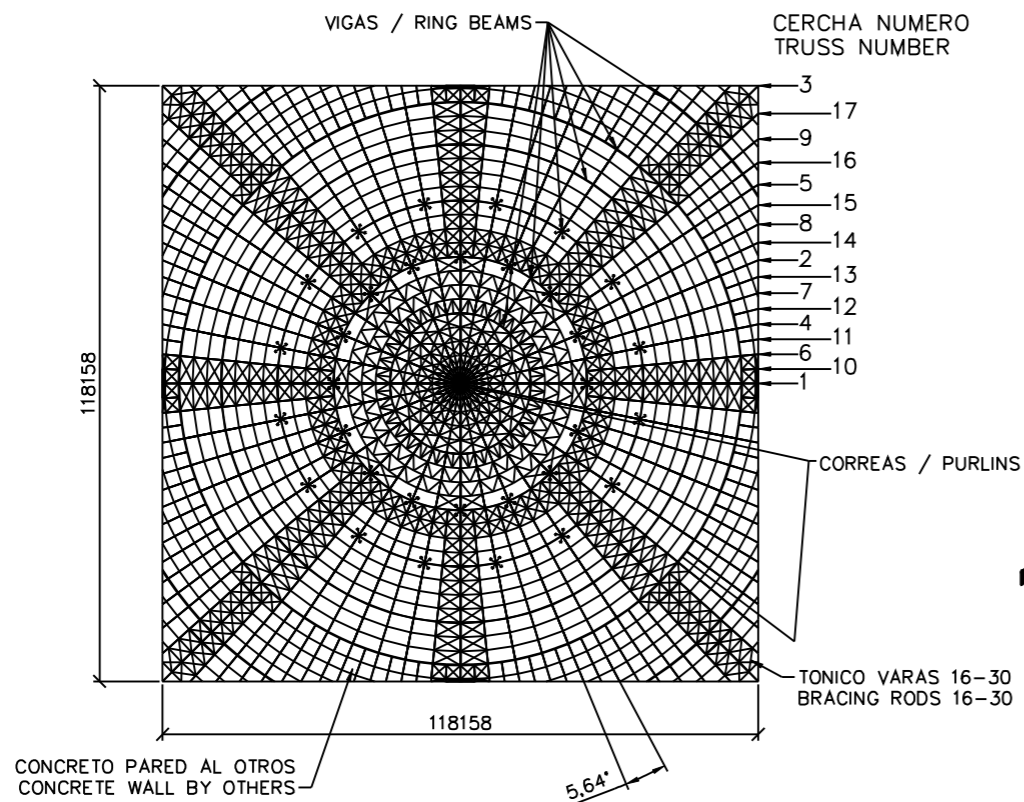
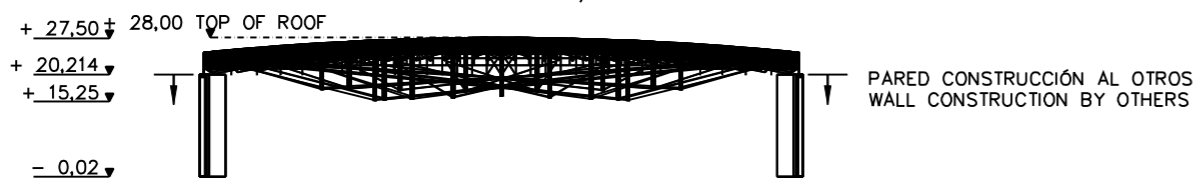


VISTA GENERAL / ISOMETRY
 VOLUMEN DE PRESTACIONES / SCOPE OF WORK

PLANT A GENERAL / PLAN VIEW



PLANT SECCIÓN / ELEVATION



Cuadro de Cargas / Loading table

Peso Propio (KALZIP)	super imposed dead load	0.40kN/m ²
Sobrecarga	load	0.12kN/m ²
Instalaciones	installation load	0.35kN/m ²
Sobrecarga uno IFEMA	IFEMA load	
Sobrecarga de nieve	snow load	0.80kN/m ²
Sobrecarga de viento	wind uplift load	0.73kN/m ²
succión		

Cuadro de Material / Material table

Vigas e cerchas	Beams and Trusses	S460
Tonico varas	Bracing rods	S460
Cable	Cable	VVS-2/3 or open spiral strand
Clavijas	Bolts	10.9 8.8

la indicación de medidas a mm
 all dimensions in mm

g	weight of bolts, open spiral strand modified	Kerl	24.03.05	
d	new layout, every 22.5° main truss	Michael	20.02.06	20.02.06
h	snow load 50kg, additional posts	Michael	02.05	20.02.06
i	snow load 50kg, additional posts	Kerl	31.01.06	31.01.06
h	loading			
i	modification			

wagner birr
 Stahlbau
 Haupt- & Nebenhalle AG, D-1220 Wien, Stadler Str. 10, A-1100 Wien
 TEL: +43/1/288 44-0, FAX: +43/1/288 44-100, E-MAIL: wagnerbirr@wagnerbirr.at

PROJEKTLEITER	SACYR	PROJEKTANT	Michael	DATE	20.02.06
PRÜFER	Checked	PROJEKTANT	Frogner	DATE	20.02.06
STRUKTUR	PABELLON 12 IFEMA Madrid	STATISCHES ÜBERLEGEN	Solag/Mandel	DATE	20.02.06

PLANTA GENERAL
 E SECCIÓN GENERAL
 1:1000

PROJ. NR. / OTHER REVISION NR. / DRAWING NO. - 16-078-10-001 -